







Johannesburg
23 – 26 February 2017
MAIN ARENA LAYOUT
















KEY :-

-  Kitchen/Bathroom & Related Products
-  Compulsory Package Stands
-  Dell Stands/ Compulsory Package
-  Garden/Landscaping/Related
-  DIY Stands/Theatre



MAIN ARENA/LEVEL 2

Key

-  Toilet Facilities
-  Disabled Facilities
-  Loading Bays
-  Fire exits
-  Hose Reel - Please note that the actual size is 1250mm x 550mm
-  Telephones
-  Catering Facilities
-  Medical Clinic
-  Parking Bays
-  Tiled Areas
-  ATM - Cash facility
-  Mothers' / Baby Room
-  Event Office
-  Millers Lounge
-  Storerooms

Weight Distribution - SIDE "A"
2.5 tons/sqm with a maximum weight of 10 tons

Weight Distribution - SIDE "B"
0.5 tons/sqm with a maximum weight of 3 tons

SCALE:
1mm = 1m